



Unit 31 | Session 5

JESUS SUFFERED FOR US

Philippians 2

CHRIST CONNECTION:

God's Son, Jesus, came to earth as a man. Jesus never sinned, but He died on the cross to rescue people from their sins. Jesus rose from the dead and is alive! Everyone who trusts in Jesus has forgiveness and life with God forever.

BIG PICTURE QUESTION:

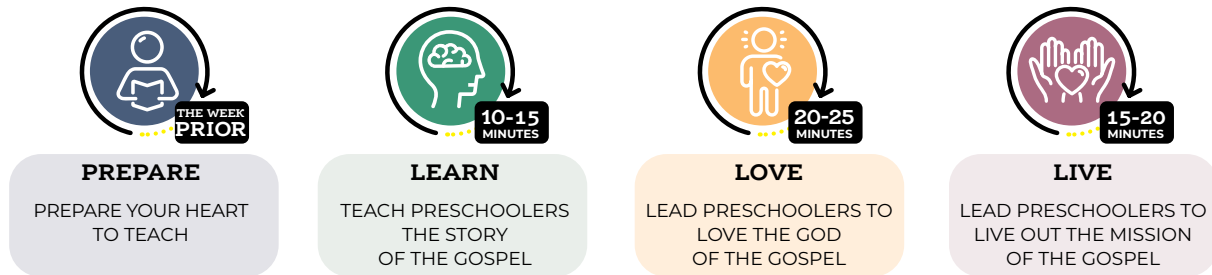
Why did Jesus become human? Jesus became human to rescue sinners.

KEY PASSAGE:

Isaiah 53:5



IN ADVANCE TO TEACH THE SESSION



LEADER Bible Study

In Philippians 2, the apostle Paul expounds upon Christ's humility and its implications for how we live and interact with others. Though we may struggle with the paradox of His infinite power and meekness, Christ's humility serves as the truest example for us to follow as we adopt His attitude so that the world may confess Jesus as Lord.

How does Christ's humility encourage us to follow in His steps? How can we joyfully demonstrate Jesus' sacrificial mindset?

The sufferings of Jesus were rooted in humility as He sought not what was best for Himself, but rather what was for the good of sinful people. His obedience to deny Himself and seek the Father's will demonstrates the same mindset we should have toward one another. The love Christ has shown us through His humble death exhorts us to show this same love to others, trusting that God will use our humble efforts to shine like stars in a dark world. As followers of Christ, we seek to emulate His self-sacrifice, trusting that God is glorified through it and that we, who are in Christ, will one day be exalted with Him. (1 Peter 5:6) Yet as Paul reminds us, we remember that it is God working in us to help us have the desire and the ability to conform more into the image of Christ. (Phil. 2:13)

While being willing to humbly put another's needs above ours doesn't come easy, we can look to Jesus who for the joy set before Him endured the cross—knowing that His sacrificial death would mean everlasting life for us. Though it may seem like rejoicing has no place in humble self-sacrifice, Paul wanted us to see that this fruit of the Spirit is ours for the taking when our eyes are set on Jesus.

Help your preschoolers see that we can find encouragement in Christ's story, just as the early church did. The reality of Jesus' suffering helps us live humbly so that we can exalt His name and will above our own. Just as Christ did not begrudgingly take to the cross, so, too, are we to walk in obedient sacrifice, knowing that our hope is not in vain. He rescued us through His own suffering that we might find His strength amidst our lack. When we trust in Him, we find new life and the forgiveness we need.

DOCTRINE TO KNOW

Christ's Humiliation: God the Son left His glorious state and came in the likeness of sinful flesh. He experienced a humiliating death on a cross to rescue sinners. (2 Cor. 5:21)



IN ADVANCE TO TEACH THE SESSION

GATHER Supplies

Keep these items on hand for each session: Allergy Alert, Bibles, construction paper, copy paper, washable markers, crayons, scissors (adult use), blunt-tipped scissors, glue sticks, glue, blocks, baby dolls, play dough, world map or globe, snack food, paper cups, and napkins.



Welcome and worship with song

- ☐ “Don’t Stop” song
- ☐ Giant Timeline or Small Group Timeline

Tell the Bible story

- ☐ Bible Story Picture Poster
- ☐ “Jesus Suffered for Us” video (optional)
- ☐ storytelling tips props (optional)

Practice the key passage

- ☐ Key Passage Marker
- ☐ Key Passage Poster
- ☐ “We Are Healed (Isaiah 53:5)” song

Learn the big picture question

- ☐ Big Picture Question Poster

Respond through song and prayer

- ☐ “Matthew 28:19-20” song
- ☐ “Onward Christian Soldiers (Preschool Version)” song



Find the cards

- ☐ index cards

Sing and make music

- ☐ tambourines or rhythm sticks
- ☐ scarves or ribbons

Paint a cross

- ☐ smocks
- ☐ heavyweight paper
- ☐ painter’s tape
- ☐ washable paint
- ☐ trays or shallow cardboard boxes (large enough to fit a sheet of paper inside)
- ☐ marbles
- ☐ hair dryer (optional)

Write in shaving cream

- ☐ smocks
- ☐ shaving cream

Match the pictures

- ☐ “Jesus Matching Game” printable, 2 copies on heavyweight paper



Review

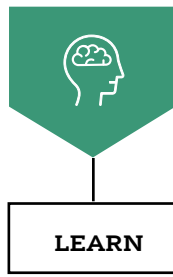
- ☐ Giant Timeline
- ☐ “We Are Healed (Isaiah 53:5)” song

Missions Moment

- ☐ “Jones Family Photo” printable

Review the Bible story

- ☐ Bible Story Picture Poster
- ☐ props correlated to Bible story (cross, stone, scroll, Bible, people figures)



THE STORY OF THE GOSPEL

LEARN the Bible Story

1 WELCOME AND WORSHIP WITH SONG

Greet preschoolers with a smile. As preschoolers arrive, sing an action song such as “Don’t Stop” to engage them and help them feel welcomed.

2 TELL THE BIBLE STORY

Invite preschoolers to name different holidays they celebrate throughout the year. Ask them why we celebrate Christmas. Ask them why we celebrate Easter. (Note: preschoolers will probably share secular holiday answers. Redirect any of these to the true meaning of these holidays—Jesus’ birth, death, and resurrection.)

SAY “Christmas and Easter are two very special days for people who believe in Jesus. Christmas is a celebration of Jesus coming to earth as a baby. Easter is a time to celebrate that Jesus has risen from the grave, and He is alive! We don’t have to wait for these days to celebrate, though. We can celebrate Jesus every day of the year. Many years ago, Jesus came to earth to rescue sinners. He died on the cross so we could be forgiven for our sins. He did not stay in the tomb, though—three days later He rose from the dead! Today we will hear a story from the book of Philippians. In this letter written by a man named Paul, we learn about what Jesus did for us.”

Open your Bible to Philippians 2. Show the video or tell the Bible story using the provided storytelling tips. Use the bold version of the Bible story for young preschoolers.

JESUS SUFFERED FOR US

“Paul, a follower of Jesus, was living as a prisoner in Rome. He **had been arrested because he taught people that Jesus had risen from the dead.**

While Paul was in prison, other believers visited Paul or sent him gifts. **The Christians in Philippi sent a gift to Paul, and he wrote them a letter to thank them. Paul told them to love people the way Jesus did and to put others first.**

Paul wrote, “Have the same attitude as Jesus. **Jesus is God, but He came to earth as a man.** He became like a servant and obeyed God’s plan—even though His plan was for Jesus to die on a cross.

“This is why God honored Jesus and gave Him the name that is above every name. **To honor Jesus, everyone in heaven and on earth and under the earth will bow down to Him.** And everyone will admit that Jesus Christ is Lord. This brings glory to God the Father.”

Jesus suffered and died for us. Then He rose from the dead and is alive!

STORYTELLING TIPS

Display story props: Display various props as you tell the Bible story. Use a scroll, a cross, a stone, and a star.

Use motions: Invite preschoolers to interact with the story by doing various actions as you tell the story. Play out writing a letter, bowing down, and being shining stars (open and close hands to make twinkling stars).



THE STORY OF THE GOSPEL

Because of Jesus, we must follow and obey God. God is changing us to be like Jesus. **Paul wrote, “Do everything without complaining and arguing so that you may be blameless and pure, children of God who are faultless in a world full of wickedness. In this way, you will shine like stars in the world.”** ”

Christ Connection: God’s Son, Jesus, came to earth as a man. Jesus never sinned, but He died on the cross to rescue people from their sins. Jesus rose from the dead and is alive! Everyone who trusts in Jesus has forgiveness and life with God forever.

3 PRACTICE THE KEY PASSAGE

Place the key passage marker at Isaiah 53:5. Invite a child to open your Bible to the key passage. Lead preschoolers to say the verse from memory using motions if possible. If preschoolers are younger, invite them to repeat the verse and motions after you.

SAY “ Jesus died on the cross so we could be forgiven for our sins. We sin when we disobey God’s rules. Jesus did not deserve to die. He never did anything wrong. Yet, Jesus chose to follow God’s plan to rescue sinners. Because Jesus died and came back to life, we have life! Let’s remember to praise God that Jesus is alive. One day, everyone will bow down and worship Jesus because of what He did on the cross. ”

Sing the key passage song “We Are Healed (Isaiah 53:5).”

4 LEARN THE BIG PICTURE QUESTION AND ANSWER

SAY “ Our big picture question is, **Why did Jesus become human?** The answer is, **Jesus became human to rescue sinners.** In Philippians 2, Paul wrote that Jesus came to earth as a man. He became like a servant and obeyed God’s plan. This plan included dying on a cross. Jesus rescued sinners by dying on the cross and coming back to life. Because of Jesus, we can ask for and receive forgiveness of our sins. Jesus forgives our sin and promises a future forever with Him. ”

5 RESPOND THROUGH SONG AND PRAYER

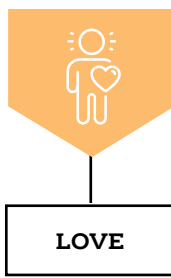
SAY “ God’s Son, Jesus, came to earth as a man. Jesus never sinned, but He died on the cross to rescue people from their sins. Jesus rose from the dead and is alive! Everyone who trusts in Jesus has forgiveness and life with God forever. ”

Sing “Matthew 28:19-20” as preschoolers move with the music. Prepare for prayer by singing “Onward Christian Soldiers (Preschool Version).” You may also collect an offering.

SAY “ God, thank You for sending Your Son, Jesus, to earth as a man. Thank You for the perfect example He set for us. We believe Jesus died and rose again three days later. Help us share Your love with those around us as we try to live like Jesus each and every day. Amen. ”

Transition from **LEARN** to **LOVE**





THE GOD OF THE GOSPEL

LOVE God because of what we learned

1 FIND THE CARDS



Place a strip of paper at Isaiah 53:5 in a Bible. Write Jesus on multiple index cards. Prior to activity, hide these cards around the room. Invite preschoolers to find the cards hidden around the room. When all cards are found, open the Bible to the key passage marker. Read the verse aloud.

SAY “Isaiah 53:5 reminds us that Jesus died to bring us peace and heal us. On the cross Jesus provided a way for us to be healed from our sin. Isaiah 53:5 does not specifically say Jesus’ name, but in the New Testament of the Bible we see Jesus is the One Isaiah was writing about. Jesus is God’s Son, sent to earth to rescue sinners. Because Jesus died on the cross and came back to life, we can have forgiveness for the wrong things we do.”

2 SING AND MAKE MUSIC

Distribute tambourines, rhythm sticks, scarves, and/or ribbons to preschoolers. Remind them that singing and playing music are ways we can worship Jesus. Lead preschoolers to sing the following words to the tune of “B-I-N-G-O:”

God’s Son came to rescue us; God’s Son’s name is Jesus.

J-E-S-U-S, J-E-S-U-S, J-E-S-U-S,

God’s Son’s name is Jesus.

Invite boys and girls to sing as they play music and move using scarves or ribbons.

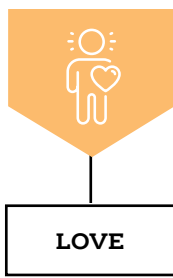
SAY “Every time we come to church, we celebrate that Jesus is alive! Jesus is God’s Son, and because of Him, we have forgiveness of sins. This is truth worth celebrating not just on Sundays but every single day of the year!”

3 WRITE IN SHAVING CREAM



Before the session, write the words Jesus, alive, sin, and love on separate pieces of paper. Assist preschoolers in placing smocks over their clothes. Squirt a small amount of shaving cream on a table in front of each child. Guide the child to spread the shaving cream in front of her and use her finger to write words Jesus, alive, sin, and love. Refer to the prepared papers to assist in spelling. Expand the activity by allowing children to draw cross or heart shapes.

SAY “After Jesus died on a cross, His body was placed in a tomb. A tomb is like a cave. A large stone was rolled in front of the tomb. But did Jesus stay dead in the tomb? No, Jesus rose from the dead and is alive! Everyone who trusts in Jesus has forgiveness and life with God forever.”



THE GOD OF THE GOSPEL

4 PAINT A CROSS

Use painter's tape to make a cross on heavyweight paper, one per child. Place the paper in the bottom of a tray or shallow box. Place several drops of washable paint on the paper. Add two or three marbles to the tray. Help preschoolers place smocks over their clothes. Assist preschoolers in rolling the marbles around by tilting the tray side to side and back and forth. When finished, remove the paper from the tray. Gently peel off the painter's tape to reveal a cross. Set aside to dry. (Option: Use a hair dryer to speed up the drying process.)

SAY “ Jesus never sinned. He died on the cross to rescue people from their sins. He was buried in a tomb, and three days later, He rose from the dead. Jesus is alive! If we trust in Jesus, we have forgiveness for our sins, and one day we will live with God forever. ”

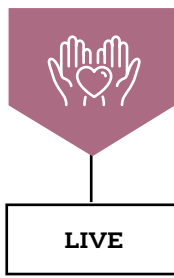
5 MATCH THE PICTURES

Print and cut apart two copies of the “Jesus Matching Game” printable. Lay the cards facedown on a table. Invite a preschooler to choose two cards. If they match, talk about the picture on the card and how it relates to Jesus' life. If the pictures do not match, place the cards back on the table. Guide the next child to choose two cards. Repeat the activity until all matching pairs are found.

SAY “ These pictures show different parts of Jesus' life on earth. Jesus is God's Son. He came to earth as a baby. When He grew up, He healed sick people, raised people from the dead, walked on water, and did many more things that only He could do because He is God. Jesus never did anything wrong, yet He died on the cross to rescue sinners. He died, was buried, and three days later He rose again. Jesus is alive! ”

Transition from **LOVE** to **LIVE**





THE MISSION OF THE GOSPEL

LIVE for God out of love

1 REVIEW

Point to the giant timeline as you review today's Bible story. Ask the following review questions.

1. What did you like about the Bible story? (Preschoolers' answers will vary)
2. Why was Paul writing a letter from prison? (He had been arrested for telling people Jesus had risen from the dead.)
3. What did Paul write about Jesus in his letter? (Jesus is God's Son. He came to earth to serve. He obeyed God's plan and died on the cross.)
4. What does Jesus' death and resurrection mean for you? (forgiveness of sins, promise of living in heaven forever with God)
5. **Why did Jesus become human? Jesus became human to rescue sinners.**

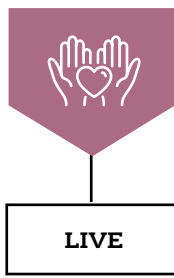
SAY “ While in prison, Paul wrote a letter to the church at Philippi. He reminded them of what Jesus did when He came to earth. He told them to live like Jesus. Jesus is God's Son. He never sinned, yet He died on a cross to rescue sinners. Though Jesus died and was buried, three days later He rose again. Jesus is alive! We are all sinners. If we believe in Jesus and trust in Him, we will have forgiveness for our sins and one day we will live forever with God. ”

Sing the key passage song “We Are Healed (Isaiah 53:5).”

2 PRAY

Invite preschoolers to tell you any prayer requests they have. Pray for them.

SAY “ God, thank You for Jesus. He came to earth to rescue sinners. Thank You for the forgiveness He provides because He died and came back to life,. Thank You that Jesus did not stay in the tomb. He rose again and is in heaven today. We praise You because Jesus is alive! Amen. ”



THE MISSION OF THE GOSPEL

3 MISSIONS MOMENT

Print and display the “Jones Family Photo” printable.

SAY “ Casey and Amy Jones encourage people to think about going on a mission trip to Germany. Leipzig has a university where teens and young adults can build friendships with students so they can tell them about Jesus. Kids can also be involved in missions by going to a local park to get to know their neighbors and invite the families to church. A way you and your family can help is by giving money to support missionaries living in an expensive place like Germany. We can support missionaries by praying for them. Let’s pray for Casey, Amy, and other missionaries telling people around the world about Jesus. ”

Ask a child volunteer to close in prayer, praying for the Jones’ family and their mission work in Germany.

4 REVIEW THE BIBLE STORY

Place several objects representing different parts of today’s Bible story on a table in front of preschoolers. Include objects such as a scroll (letter Paul wrote to church at Philippi), a Bible (Philippians is in the New Testament of the Bible), cross shape (Jesus died on the cross), stone (rock that was rolled in front of the tomb), person figure (Jesus came to rescue sinners), and the Bible story picture poster. Encourage preschoolers to look closely at the objects on the table. Lead them to close their eyes while you remove one of the items. Instruct preschoolers to open their eyes and name the missing object. Once the item is named, review how the item relates to the Bible story. Continue playing as time allows.

SAY “ Jesus came to rescue sinners. He died on the cross even though He never did anything wrong. Jesus is not dead, though! He is alive! One day everyone will bow down and worship Jesus because He provided a way for sinners to be rescued. **Why did Jesus become human? Jesus became human to rescue sinners.** Because Jesus died and came back to life, we have forgiveness of sins and the promise of everlasting life if we trust in Him. ”